
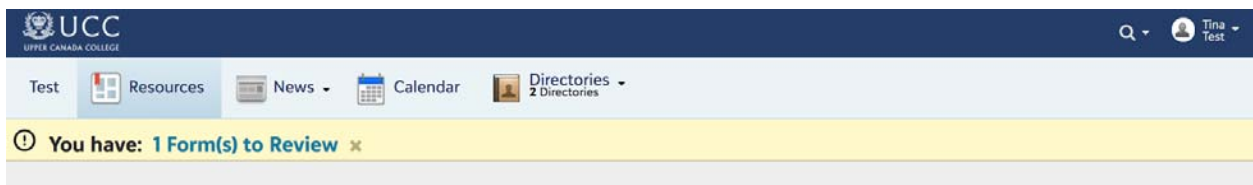


Upper Canada College
Using Bluenet to sign an online form


1. Login to Bluenet by visiting www.ucc.on.ca and clicking the Bluenet button



2. Click the yellow banner at the top of the screen



3. Click the green REVIEW button



4. Follow the instructions to complete the form
5. You will receive an email confirmation once the form has been completed

Note: You may be required to complete more than one form if you have more than one son at the College.